

GEO PRODUCTS | INTEGRATED GEOSYNTHETIC SOLUTIONS

ENVIROGRID® GEOCELL

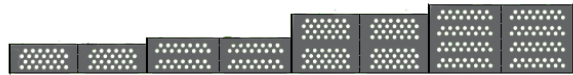


There are various cell apertures or sizes as well as cell heights offered. The sizing of material is dependent on the specific application for which the product is being used. EnviroGrid® is packaged and shipped in collapsed panels for ease of shipping and handling, and are installation-ready.

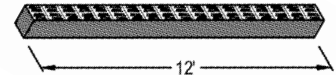
CELL APERTURES:
EGA 20 EGA 30 EGA 40



CELL HEIGHTS:
3" 4" 6" 8"

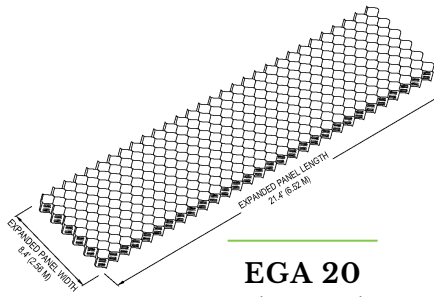


ENVIROGRID®:
COLLAPSED PANEL

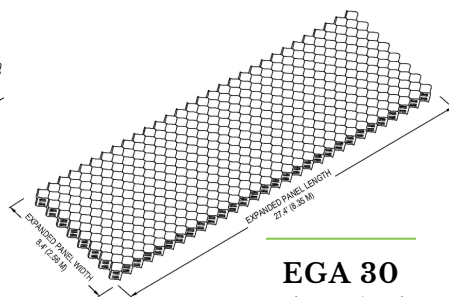


*Above are the typical cell dimensions that are offered. Custom cell heights can be manufactured for specific projects.

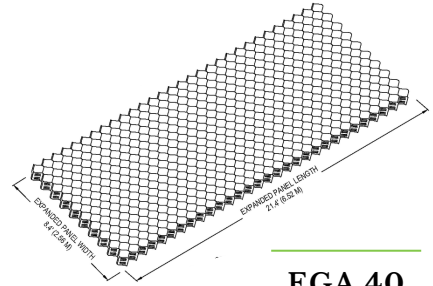
ENVIROGRID®: EXPANDED PANELS



EGA 20
8' x 21.4'
180SF



EGA 30
8' X 27.4'
230SF



EGA 40
8' X 40'
378SF

PRODUCT SELECTION ENVIROGRID® GEOCELL

Based on large-scale full product field testing, EnviroGrid® Geocell is recommended for the following typical applications, per engineers' specification.

		LIGHT TRAFFIC	STANDARD	HEAVY TRAFFIC	INDUSTRIAL
		Foot Traffic ATVs Golf Carts	Passenger Vehicles Utility Vehicles Delivery Trucks	H-10 Truck Semi-Trucks Bus	Fire Trucks H-20 Trucks Construction Truck
CBR	5	3"	3"	6"	8"
	4	3"	3"	6"	8"
	3	3"	3"	6"	8"
	2.5	3"	3"	6"	8"
	2	3"	4"	6"	8" + Sub-Base Improvement
	1.5	3"	4"	8"	8" + Sub-Base Improvement
		40 PSI	50 PSI	80 PSI	100 PSI

WWW.GEOPRODUCTS.ORG

As always, these thoughts are offered with the understanding that they do not constitute an engineering opinion or an engineering design. They are suggestions made by the manufacturer for the customer's consideration. Any design must be developed by an engineer licensed in the jurisdiction of the project and retained for the purpose of designing the system.